

Love Letters to the Sea

OBJECTIVES:

- Have fun creating poetic yet persuasive letters & envelopes in support of Ocean protection!
- Letters will be delivered into the hands & hearts of leaders, dignitaries & change makers.
- This activity provides a great opportunity to discuss marine ecosystems, clever word play, art skills, political workings & activism.

SUPPLIES:

LOVE LETTERS

(60min)

- Rough draft paper or workbook
- Parchment paper, recycled or more unique than copier white.
- Pencils-rough draft
- Pens-final letter




SUPPLIES:

HANDMADE ENVELOPE

(45-60min)

Visit a creative re-use store for supplies

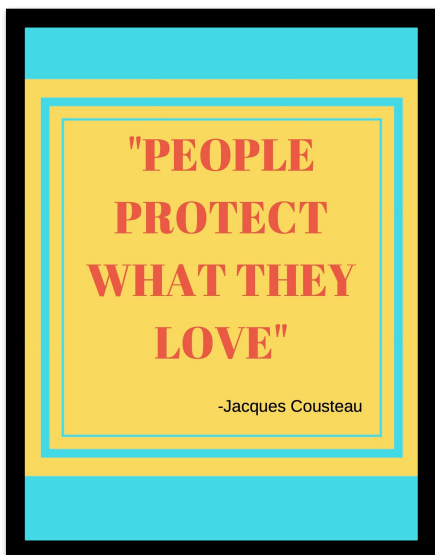
- Paper
old sailing charts or maps
reused brown table paper
- Envelopes, different shaped ol' envelopes
- Ocean creature images, local marine biology/ ecology if applicable (How to draw books are great!)
- Glue sticks
- Scissors
- Sharpies (black & color if available)
- Pencils/erasers
- Watercolors
- Watercolor brushes
- Water cups



CLASS DISCUSSION: (PREP FOR LETTER WRITING)

"If you were a voice for the Ocean & its inhabitants what would you ask leaders, dignitaries & change makers for assistance with?"

- Ban bags/straws/styrofoam
- Alternative energy solutions
- Sustainable seafood choices
- Funding for education
- Habit changes (bring containers/bags)
- Climate Change
- End dolphin & whale captivity
- Preservation of habitats/species
- Beach clean up efforts

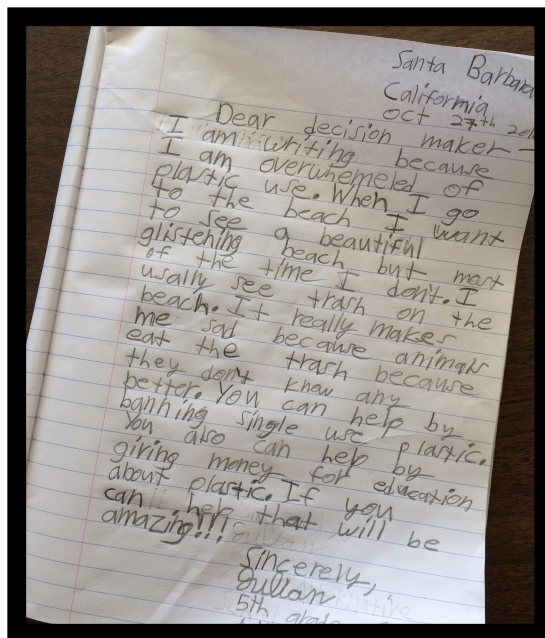


BRAINSTORM- (SKETCHBOOKS)

- How to clearly state the "problem" & possible solutions, alternatives etc.
- Opportunity for vocabulary & Introduction to: political dynamics, scientific facts & art activism.
- Discuss who to send the letter to: local businesses, policy makers, government officials, advocacy groups, etc.
- Explore Artists & Songwriters that inspire activism & protection.
- Poetry, **How does the Ocean makes you feel?** What you see, smell, hear & dream of while there.
- Read poems aloud, listen to songs, have lines of poems or lyrics printed for reference.

THE ART OF THE ASK-

- Add humor, poetics, facts & personal stories.
- Associate/relate through storytelling-human to human. Using persuasive yet polite language to evoke emotion.



LETTER WRITING-

- 1) Add date & location (City & State)
- 2) Opening salutation: To whom it make concern, Dear decision maker...
- 3) Introduce yourself & explain purpose of writing.
- 4) Below your signature add your title (6th grade student at Santa Barbara Middle School)
- 5) Include your school's email or mailing address if you are requesting a reply.

WHY?

- Why you are writing (praises &/or concerns)?
- What solutions are you in support of?
- Best to keep it simple & stick to one topic.
- Add facts & statistics to help reinforce your letter.

MAKE ENVELOPE PATTERNS

- Take your collected envelopes & open them up along the 2 glued seam lines. (A knife can be helpful for slicing open the seams).
- Mark which direction is up, plus where to fold & glue.



TRACE, CUT, FOLD & A LIL' GLUE.

- Trace this envelope upon the paper or map you choose. Taking note of what will be up.
- Cut out along the traced lines.
- Fold flaps inward, a ruler can help.
- Glue the two seam lines. seams
- * It's helpful to show the students the pocket it creates when glued only along the 2 seams.

SEND TO:

After you've uploaded a photo of your Love Letter to Wayfinder Society –

Deliver or mail your letter to an influencer of your choice.

Community influencers are everywhere – they are politicians, business leaders, athletes, social media celebrities, artists or anyone who has a large following of supporters or fans.

Influential people have the ability to change popular culture by highlighting trends, brands, ideas, and causes.

ART THEM UP!

- Pass around Ocean images & how to draw sea animal images to inspire.
- Include local marine biology/ecology if applicable.
- Have class share interesting facts on ocean animals!
- Decorate envelopes with sea animals, clever plays on words, slogans for change, or artistic expressions of Ocean themes.
- Pencil animal sketches & possible designs onto envelopes & letter.
- Trace over sketch with sharpies, add watercolors & creative touches!

*Funding & support for **Love Letters to the Sea** has been provided by the Johnson Ohana Foundation, founded by Kim and Jack Johnson to support environmental, art, and music education.*

INFORMATION & INSPIRATION:

Single-use plastic, such as the plastic used for water bottles, shopping bags, and packaging, is designed to be used for minutes or hours, yet can persist in the environment for hundreds of years. Plastic has been accumulating in the world's oceans since the 1950's with studies showing marine litter is now 60-80% plastic.

- Experts have estimated that: There are 5.25 trillion plastic pieces floating in the sea.
- By the year 2050 there will be more plastic than fish in the ocean, and 99% of seabirds will have ingested plastic.
- 500 million plastic straws are used daily in America alone, enough to fill 127 school buses each day.
- 1 million plastic bottles are bought around the world every minute.
- 500 billion single-use plastic bags are used by shoppers each year worldwide.



"When these sails go up, mountains fade away stars come out, I'm finally free It's only the ocean and me."

-Jack Johnson, Only the Ocean

"You may say I'm a dreamer, but I'm not the only one. I hope someday you'll join us and the world will live as one."

-John Lennon, Imagine

"The ocean stirs the heart, inspires the imagination and brings eternal joy to the soul." -Robert Wyland, Marine Life Artist

"The waves of the sea help me get back to me." -Jill Davis, Writer

"No water, no life. No blue, no green." -Sylvia Earle, Oceanographer

"The sea, once it casts its spell, holds one in its net of wonder forever."

-Jacques Cousteau, Oceanographer

